

Market Selector

Local Association
Four Rivers Association of REALTORS®

Market Type
State

Market Name
Texas

Frequency
Monthly

Date
April 2022

Property Type
All (SF, Condo, Townhouse)

Construction Type
All (Existing & New)

April 2022 Market Statistics - Texas

Median Price
\$350,000
▲ 20.3% YoY

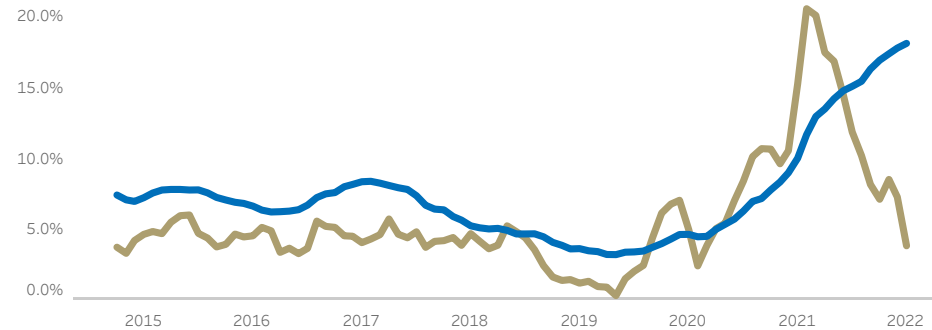
Closed Sales
34,393
▼ -3.5% YoY

Active Listings
45,037
▲ 3.9% YoY

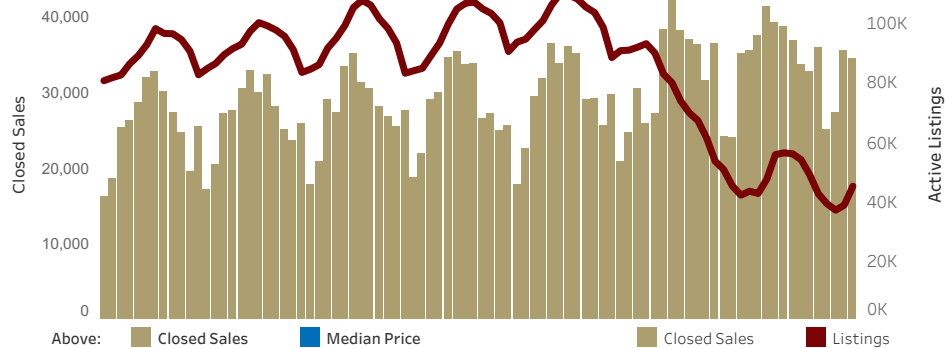
Months Inventory
1.3
▲ 0.0 YoY



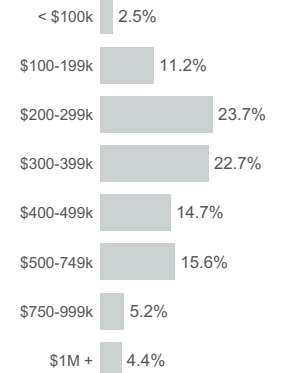
GROWTH TREND FOR CLOSED SALES AND MEDIAN PRICE



CLOSED SALES AND ACTIVE LISTINGS



PRICE DISTRIBUTION



HOME VALUATION STATS

Median Price/Sq Ft
\$176.94
▲ 22.1% YoY

Median Home Size
1,956 sq ft

Median Year Built
2003

Close/Original List
102.1%

TRANSACTION TIME STATS

Days on Market
30

7 days less than April 2021

Days to Close
38

1 day less than April 2021

Total Days
68

8 days less than April 2021



© 2022 Texas REALTORS® - Data used in this report come from the Texas REALTOR® Data Relevance Project, a partnership among Texas REALTORS® and local REALTOR® associations throughout the state. Analysis provided through a research agreement with the Real Estate Center at Texas A&M University.