

## Market Selector

Local Association  
Four Rivers Association of REALTORS®

Market Type  
State

Market Name  
Texas

Frequency  
Monthly

Date  
March 2022

Property Type  
All (SF, Condo, Townhouse)

Construction Type  
All (Existing & New)

## March 2022 Market Statistics - Texas

**Median Price**  
**\$335,000**  
▲ 19.0% YoY

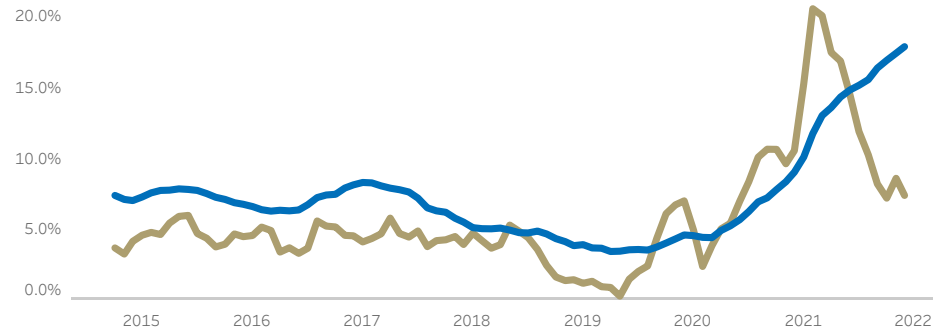
**Closed Sales**  
**35,748**  
▲ 0.9% YoY

**Active Listings**  
**38,870**  
▼ -8.2% YoY

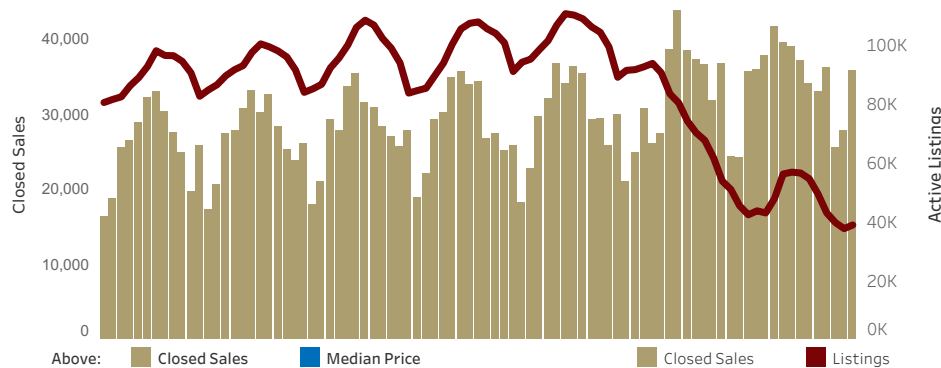
**Months Inventory**  
**1.1**  
▼ -0.2 YoY



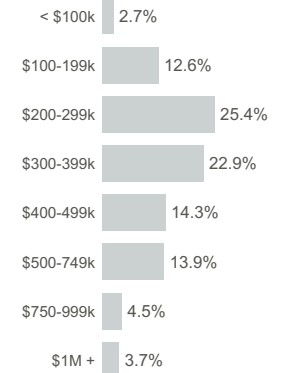
### GROWTH TREND FOR CLOSED SALES AND MEDIAN PRICE



### CLOSED SALES AND ACTIVE LISTINGS



### PRICE DISTRIBUTION



### HOME VALUATION STATS

**Median Price/Sq Ft**  
**\$170.70**  
▲ 21.8% YoY

**Median Home Size**  
**1,940 sq ft**

**Median Year Built**  
**2003**

**Close/Original List**  
**101.1%**

### TRANSACTION TIME STATS

**Days on Market**  
**35**

10 days less than March 2021

**Days to Close**  
**40**

1 day less than March 2021

**Total Days**  
**75**

11 days less than March 2021



© 2022 Texas REALTORS® - Data used in this report come from the Texas REALTOR® Data Relevance Project, a partnership among Texas REALTORS® and local REALTOR® associations throughout the state. Analysis provided through a research agreement with the Real Estate Center at Texas A&M University.