

Market Selector

Local Association
Four Rivers Association of REALTORS®

Market Type
State

Market Name
Texas

Frequency
Monthly

Date
February 2022

Property Type
All (SF, Condo, Townhouse)

Construction Type
All (Existing & New)

February 2022 Market Statistics - Texas

Median Price
\$325,500
▲ 18.8% YoY

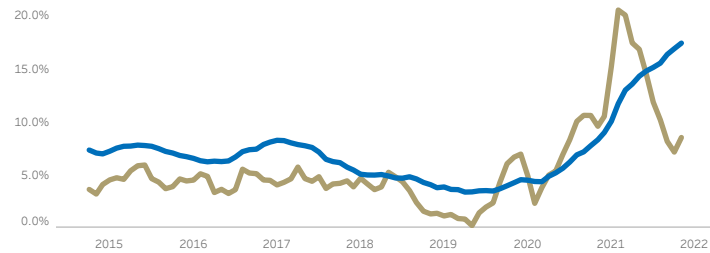
Closed Sales
27,498
▲ 13.8% YoY

Active Listings
37,287
▼ -17.8% YoY

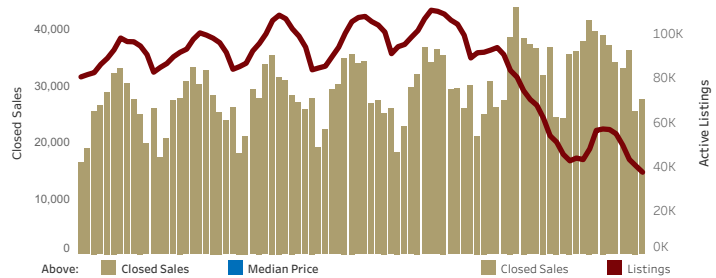
Months Inventory
1.1
▼ -0.3 YoY



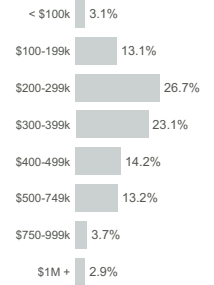
GROWTH TREND FOR CLOSED SALES AND MEDIAN PRICE



CLOSED SALES AND ACTIVE LISTINGS



PRICE DISTRIBUTION



HOME VALUATION STATS

Median Price/Sq Ft
\$165.56
▲ 20.2% YoY

Median Home Size
1,934 sq ft

Median Year Built
2002

Close/Original List
99.9%

TRANSACTION TIME STATS

Days on Market
38

10 days less than February 2021

Days to Close
40

1 day more than February 2021

Total Days
78

9 days less than February 2021



© 2022 Texas REALTORS® - Data used in this report come from the Texas REALTORS® Data Relevance Project, a partnership among Texas REALTORS® and local REALTORS® associations throughout the state. Analysis provided through a research agreement with the Real Estate Center at Texas A&M University.