

Market Selector

Local Association
Four Rivers Association of REALTORS®

Market Type
State

Market Name
Texas

Frequency
Quarterly

Date
December 2021

Property Type
All (SF, Condo, Townhouse)

Construction Type
All (Existing & New)

2021 Q4 Market Statistics - Texas

Median Price
\$315,000
▲ 17.0% YoY

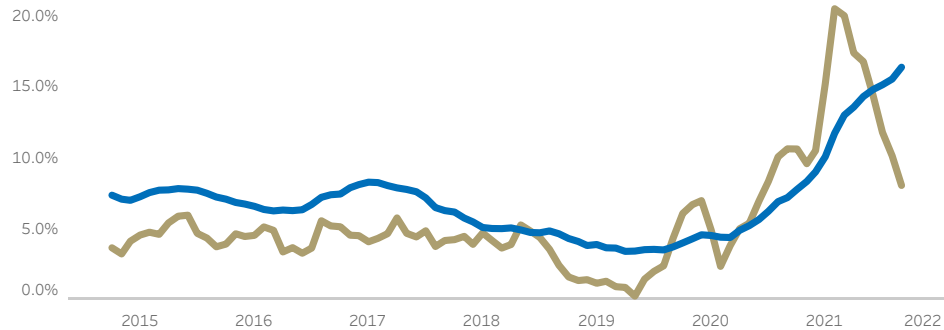
Closed Sales
102,708
▼ -2.1% YoY

Active Listings
43,340
▼ -19.4% YoY

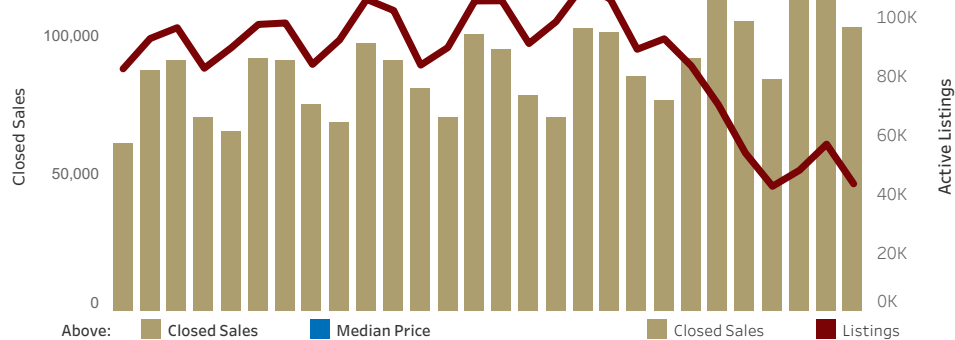
Months Inventory
1.2
▼ -0.4 YoY



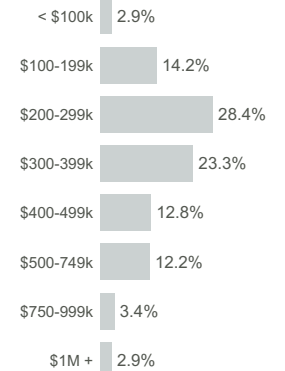
GROWTH TREND FOR CLOSED SALES AND MEDIAN PRICE



CLOSED SALES AND ACTIVE LISTINGS



PRICE DISTRIBUTION



HOME VALUATION STATS

Median Price/Sq Ft
\$158.97
▲ 19.4% YoY

Median Home Size
1,956 sq ft

Median Year Built
2002

Close/Original List
98.9%

TRANSACTION TIME STATS

Days on Market
33
14 days less than 2020 Q4

Days to Close
41
2 days more than 2020 Q4

Total Days
74
12 days less than 2020 Q4



© 2021 Texas REALTORS® - Data used in this report come from the Texas REALTOR® Data Relevance Project, a partnership among Texas REALTORS® and local REALTOR® associations throughout the state. Analysis provided through a research agreement with the Real Estate Center at Texas A&M University.