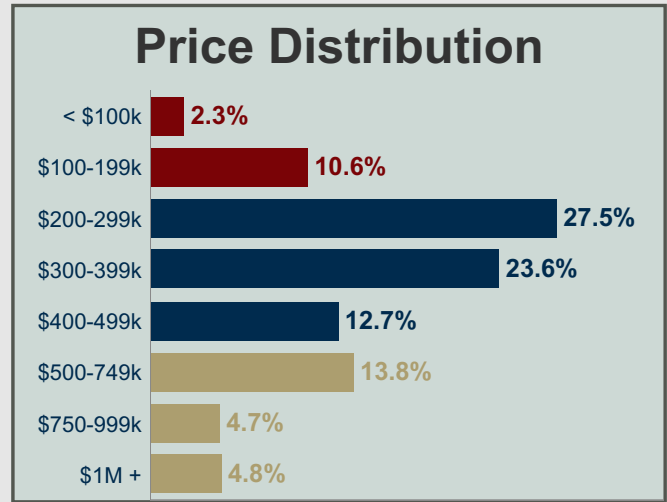


April 2026 Statistics

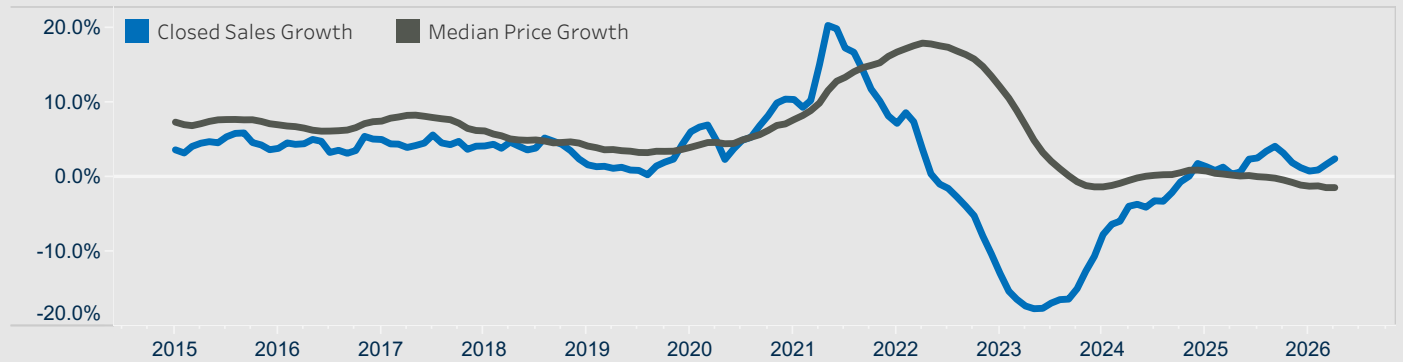


Texas

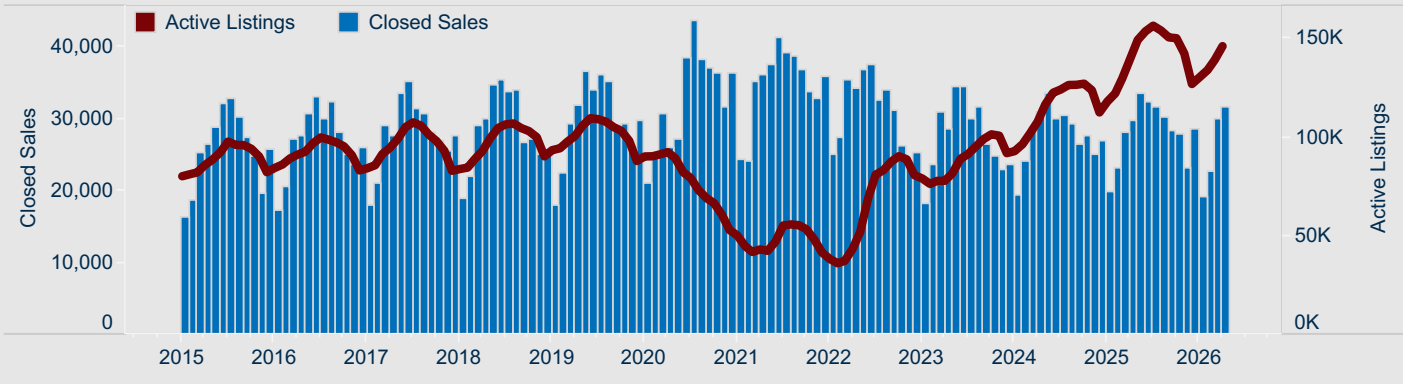
Median Price	\$335,000	↓	-0.7% YoY
Closed Sales	31,494	↑	5.9% YoY
Active Listings	146,281	↑	4.6% YoY
Months Inventory	5.2	↑	0.1 YoY
Days On Market	69	↑	4 YoY
Days To Close	33	↑	1 YoY
Total Days	102	↑	5 YoY
Median Price/Sq Ft	\$171.56	↓	-2.5% YoY
Median Home Size	2,000		
Median Age of Home	20		
Close/Original List	94.3%		



Growth Trend for Closed Sales and Median Price



Closed Sales & Active Listings



© 2026 Texas REALTORS® - Data used in this report come from the Texas REALTOR® Data Relevance Project, a partnership among Texas REALTORS® and local REALTOR® associations throughout the state. Analysis provided through a research agreement with the Real Estate Center at Texas A&M.

