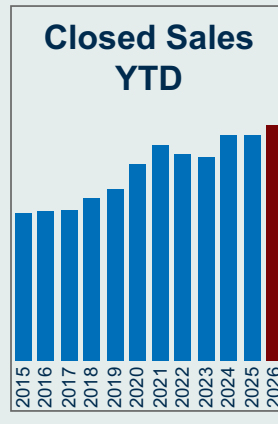
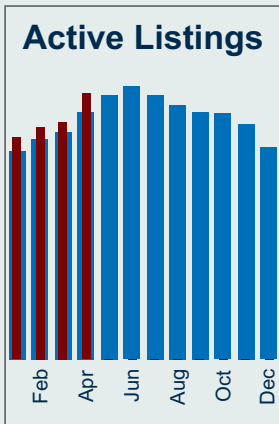


# April 2026 Market Snapshot

## Hays County

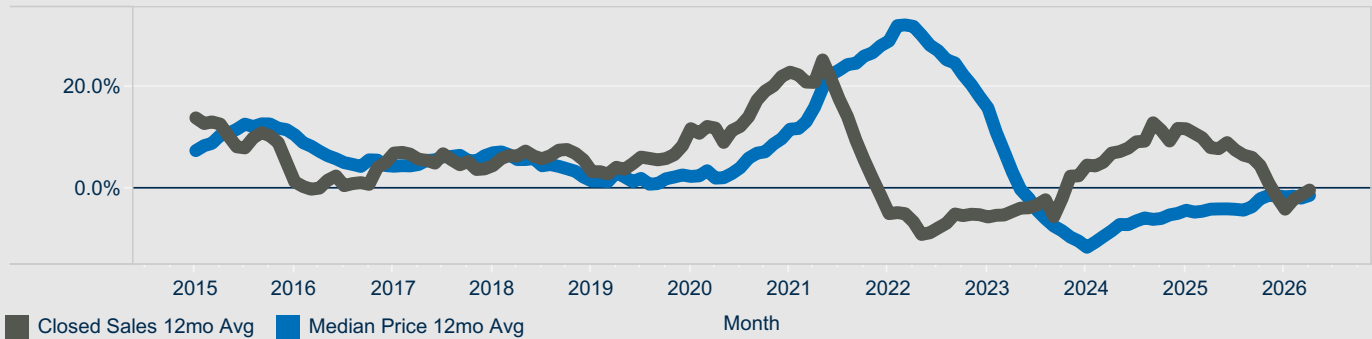


	Monthly			Year to Date		
	2025	2026	% Change	2025	2026	% Change
Closed Sales	396	427	↑ 7.8%	1,437	1,503	↑ 4.6%
Median Sales Price	\$378,500	\$400,000	↑ 5.7%	\$369,019	\$359,990	↓ -2.5%
Average Sales Price	\$501,515	\$527,605	↑ 5.2%	\$467,234	\$470,766	↑ 0.8%
Ratio to Original List Price	94.3%	93.9%	↓ -0.4%	93.2%	92.6%	↓ -0.6%
Days On Market	82	73	↓ -11.0%	93	92	↓ -1.1%
New Listings	830	822	↓ -1.0%	2,773	2,707	↓ -2.4%
Under Contract	692	653	↓ -5.6%	532	529	↓ -0.6%
Active Listings	1,902	2,035	↑ 7.0%	1,734	1,836	↑ 5.9%
Months Inventory	4.6	4.9	↑ 7.2%	4.6	4.9	↑ 7.2%



■ Previous Year ■ Current Year

### Growth Trend for Closed Sales and Median Price (YoY% 12-Month Moving Average)



© 2026 Texas REALTORS® - Data used in this report come from the Texas REALTOR® Data Relevance Project, a partnership among Texas REALTORS® and local REALTOR® associations throughout the state. Analysis provided through a research agreement with the Real Estate Center at Texas A&M.



TEXAS A&M UNIVERSITY  
Texas Real Estate Research Center

