

Market Selector

Local Association
Four Rivers Association of REALTORS®

Market Type
State

Market Name
Texas

Frequency
Monthly

Date
September 2023

Property Type
All (SF, Condo, Townhouse)

Construction Type
All (Existing & New)

September 2023 Market Statistics - Texas

Median Price
\$339,990
▼ -0.1% YoY

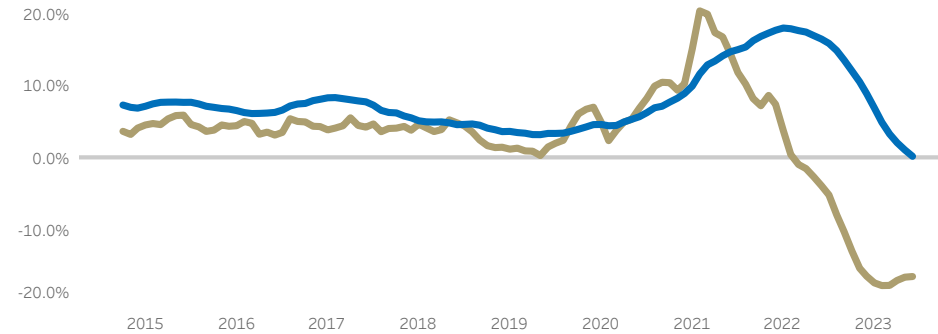
Closed Sales
26,570
▼ -14.4% YoY

Active Listings
101,078
▲ 15.2% YoY

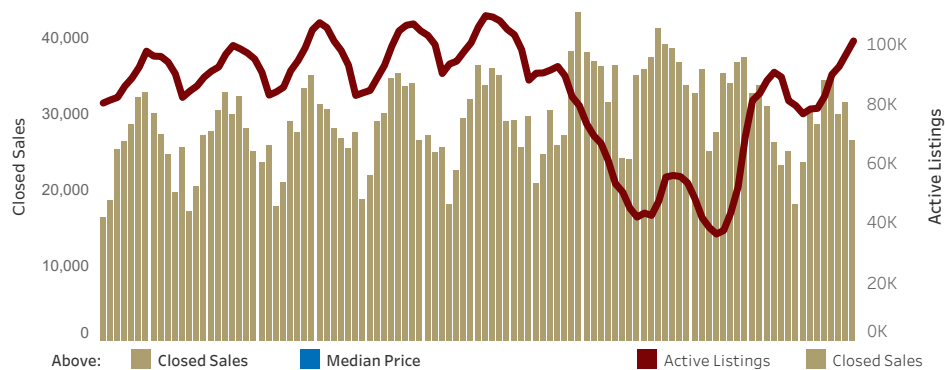
Months Inventory
3.7
▲ 1.0 YoY



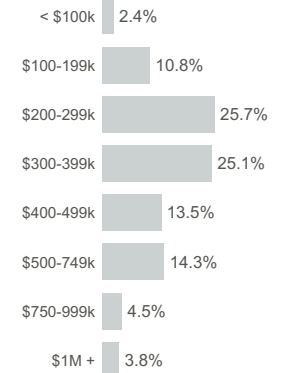
GROWTH TREND FOR CLOSED SALES AND MEDIAN PRICE



CLOSED SALES AND ACTIVE LISTINGS



PRICE DISTRIBUTION



HOME VALUATION STATS

Median Price/Sq Ft
\$176.03
▼ -0.1% YoY

Median Home Size
1,941 sq ft

Median Year Built
2005

Close/Original List
95.1%



© 2023 Texas REALTORS® - Data used in this report come from the Texas REALTOR® Data Relevance Project, a partnership among Texas REALTORS® and local REALTOR® associations throughout the state. Analysis provided through a research agreement with the Texas Real Estate Research Center at Texas A&M University.

TRANSACTION TIME STATS

Days on Market
51

13 days more than September 2022

Days to Close
35

5 days less than September 2022

Total Days
86

8 days more than September 2022