

Market Selector

Local Association
Four Rivers Association of REALTORS®

Market Type
State

Market Name
Texas

Frequency
Monthly

Date
July 2021

Property Type
All (SF, Condo, Townhouse)

Construction Type
All (Existing & New)

July 2021 Market Statistics - Texas

Median Price
\$310,000
▲ 15.7% YoY

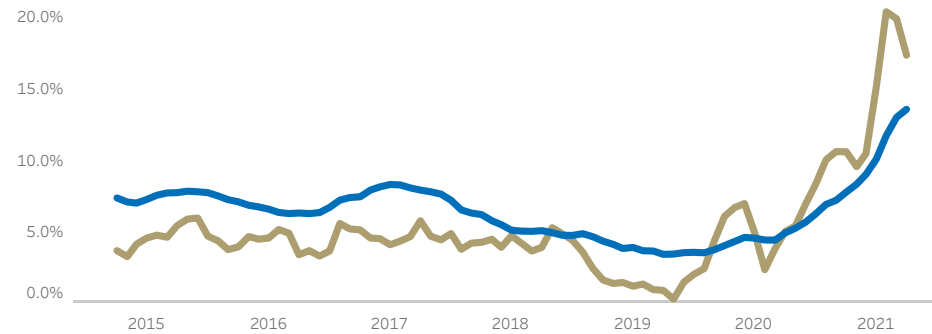
Closed Sales
39,707
▼ -9.4% YoY

Active Listings
57,440
▼ -29.7% YoY

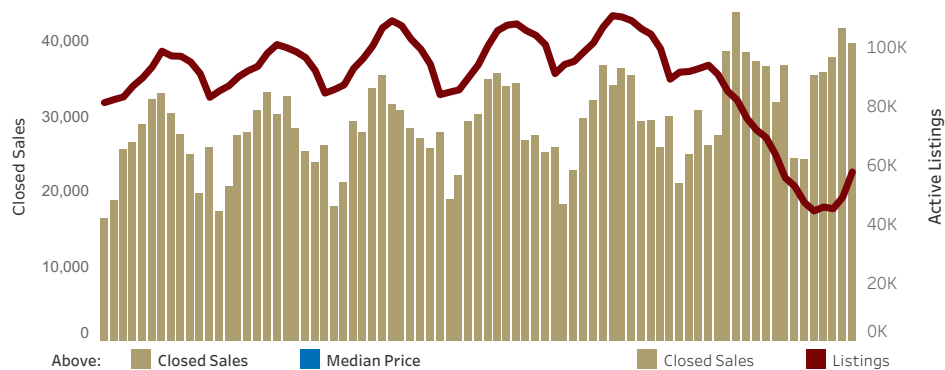
Months Inventory
1.6
▼ -1.1 YoY



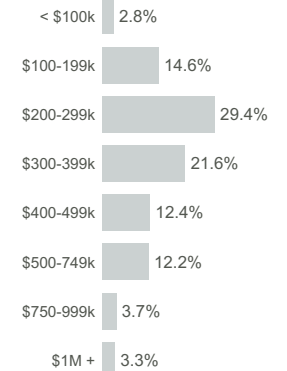
GROWTH TREND FOR CLOSED SALES AND MEDIAN PRICE



CLOSED SALES AND ACTIVE LISTINGS



PRICE DISTRIBUTION



HOME VALUATION STATS

Median Price/Sq Ft
\$153.11
▲ 18.4% YoY

Median Home Size
2,017 sq ft

Median Year Built
2002

Close/Original List
101.4%

TRANSACTION TIME STATS

Days on Market
25

30 days less than July 2020

Days to Close
39

3 days more than July 2020

Total Days
64

27 days less than July 2020



© 2021 Texas REALTORS® - Data used in this report come from the Texas REALTOR® Data Relevance Project, a partnership among Texas REALTORS® and local REALTOR® associations throughout the state. Analysis provided through a research agreement with the Real Estate Center at Texas A&M University.