

## Market Selector

Local Association  
Four Rivers Association of REALTORS®

Market Type  
State

Market Name  
Texas

Frequency  
Monthly

Date  
January 2021

Property Type  
All (SF, Condo, Townhouse)

Construction Type  
All (Existing & New)

## January 2021 Market Statistics - Texas

**Median Price**  
**\$262,000**  
▲ 12.7% YoY

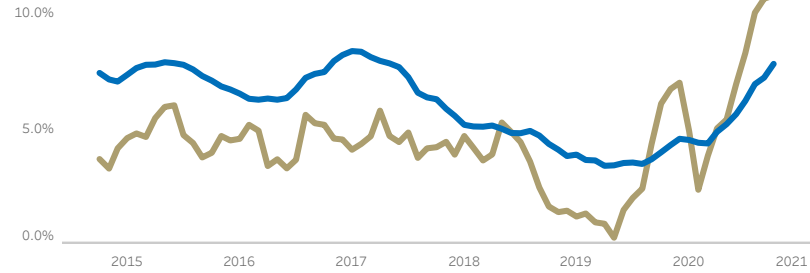
**Closed Sales**  
**24,795**  
▲ 17.8% YoY

**Active Listings**  
**51,702**  
▼ -43.4% YoY

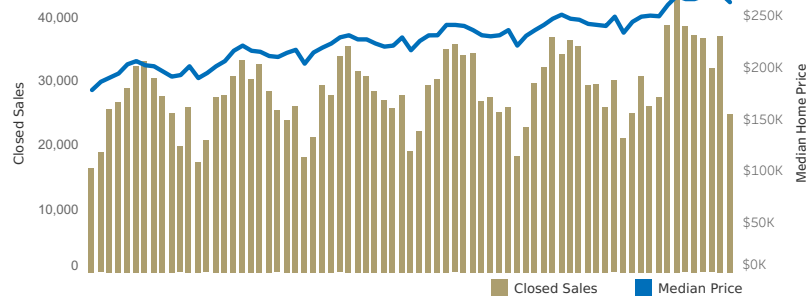
**Months Inventory**  
**1.6**  
▼ -1.5 YoY



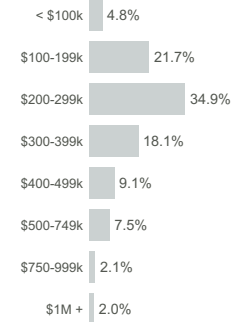
### GROWTH TREND FOR CLOSED SALES AND MEDIAN PRICE



### CLOSED AND MEDIAN PRICE HISTORY



### PRICE DISTRIBUTION



### HOME VALUATION STATS

**Median Price/Sq Ft**  
**\$133.56**  
▲ 11.0% YoY

**Median Home Size**  
**1,980 sq ft**

**Median Year Built**  
**2002**

**Close/Original List**  
**97.6%**



TEXAS A&M UNIVERSITY  
Texas Real Estate  
Research Center

© 2021 Texas REALTORS® - Data used in this report come from the Texas REALTOR® Data Relevance Project, a partnership among Texas REALTORS® and local REALTOR® associations throughout the state. Analysis provided through a research agreement with the Real Estate Center at Texas A&M University.

### TRANSACTION TIME STATS

**Days on Market**  
**48**

20 days less than January 2020

**Days to Close**  
**41**

6 days more than January 2020

**Total Days**  
**89**

14 days less than January 2020