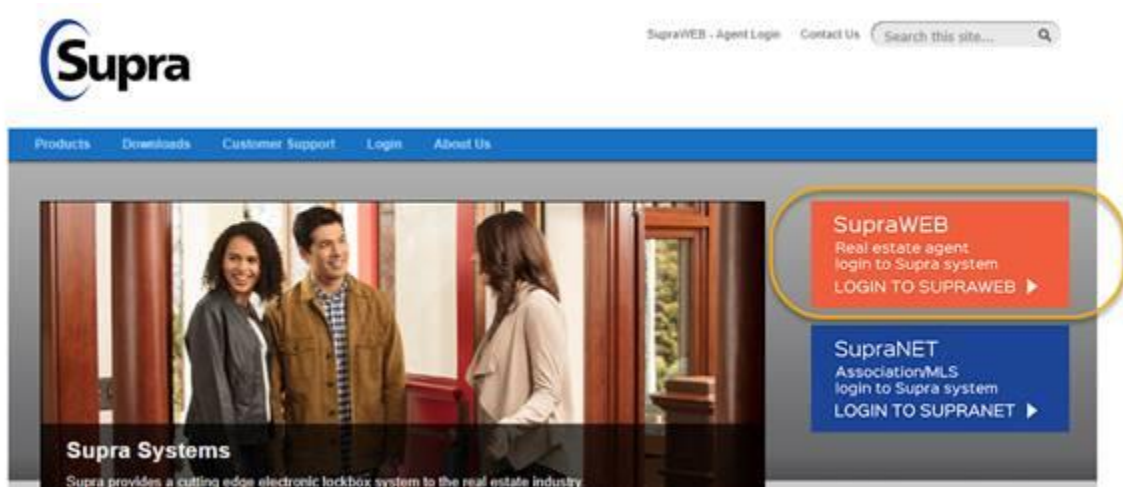


To create a SupraWEB account please visit [SupraWEB](#)


Once here you will select **SupraWEB - Real estate agent login to Supra system – LOGIN TO SUPRAWEB**




If you do not already have a SupraWEB account, you will need to register for an account




## Complete the User Registration Form



[Problem accessing our site? Contact us](#)

[Manage your profile](#)

[Password Reset](#)

First Name \*

Middle Initial

Last Name \*

Email Address \* 

Confirm Email Address \*

User ID \*  [Check](#)

Password \* 

Please confirm password \*

User ID

Password 

Better

Please confirm password

I understand that my password is a confidential code for my use only and that I am responsible for keeping it confidential, it is to be used to authorize access to this site and other sites of the United Technologies Company (UTC) and its affiliates, and it can be used to modify information and to engage in transactions at such sites. By clicking 'OK' below, I acknowledge that I understand and consent to the above.

OK

Cancel

Password challenge 1 Country of your ultimate dream vacation? \*

Challenge Response 1 \*\*\*\*\*

Password challenge 2 What was your hair color as a child? \*

Challenge Response 2 \*\*\*\*\*



Enter the code shown

aKArJ \*

Submit

Reset

Copyright © United Technologies Corporation 2013 | [Privacy policy](#) | [Terms of Use](#)

After submitting your information, you will return to the main login page with your information auto-filled



Problem accessing our site? [Contact us](#)

[Manage your profile](#) [Register](#)

#### Login

User ID:

[Forgot User ID?](#)

Password:

[Forgot Password?](#)

☐ Remember User ID

#### New User Registration

First time user? Please create an account now.

Welcome to the UTC Single Sign-On (SSO) page.

Registered SupraWEB users: Simply enter your current user name and password.

New SupraWEB users: Please click register to setup a new user.

Copyright © United Technologies Corporation 2013 | [Privacy policy](#) | [Terms of Use](#)

After logging in, you will see the screen below. Here you will input your Supra eKEY or ActiveKEY serial number, PIN, and Association/MLS

For your eKEY serial number, open your eKEY app on your mobile device and on the top left corner you will see **eKEY Basic Serial # the 7-digit number following is you Supra eKEY Serial Number**

Your eKEY PIN number is the number that you use when you **OBTAIN a KEY from a lockbox**

Your Association/MLS will be under **TX – Four Rivers**



[ Log On ]

**SupraWEB**  
Management Website



Welcome to SupraWEB!

Please enter your key serial number and PIN, and then select your Association/MLS.

Key Serial Number:

PIN:

Association/MLS:

Login

Having problems signing in?

Please contact support 1-877-699-6787 (5am to 7pm PT, seven days a week)

© 2018 United Technologies Corporation. All rights reserved.

[Privacy Policy](#) - [Website Terms & Conditions](#)

SupraWEB 5.1.13.334

Next, you will see the SupraWEB Management Website. Here you will be able to generate your own **Authorization Code**



[ Log Out ]

**SupraWEB**  
Management Website

HOME

LISTINGS

REPORTS

SETTINGS

BILLING

SUPPORT

QUICK LINKS

- Update Code
- Identify Keyholder
- Authorization Code**
- Change PIN
- eKEY Alerts
- Add Keybox

CONNECT WITH US



ONLINE ORDERING

Order Supra  
accessories online!  
[Click Here](#)

Showings Dashboard

Welcome to SupraWEB! This dashboard view contains the showing activity for the date range specified. Change the date range to show more or less information on your Showing Dashboard.

Dashboard Date Range: 2/8/2020 to 3/9/2020 [Change](#)

Showing Count: 0 Feedback Count: 0 [Feedback Reminders](#)

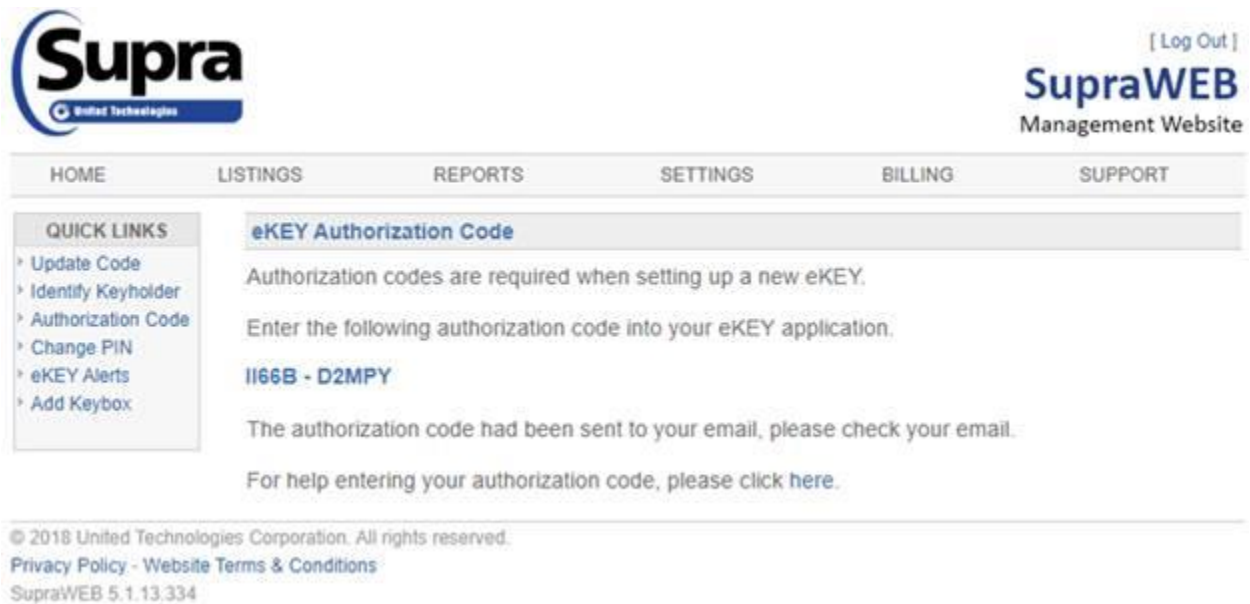
There are no showings for the date range specified in the dashboard.

© 2018 United Technologies Corporation. All rights reserved.

[Privacy Policy](#) - [Website Terms & Conditions](#)

SupraWEB 5.1.13.334

You will then see your new **AUTHORIZATION CODE**. This is a **ONE-TIME USE CODE**.



The screenshot shows the SupraWEB Management Website interface. At the top left is the Supra logo with 'United Technologies' underneath. At the top right is a '[ Log Out ]' link and the 'SupraWEB Management Website' title. Below the title is a navigation bar with links: HOME, LISTINGS, REPORTS, SETTINGS, BILLING, and SUPPORT. On the left side, there is a 'QUICK LINKS' menu with options: Update Code, Identify Keyholder, Authorization Code, Change PIN, eKEY Alerts, and Add Keybox. The main content area is titled 'eKEY Authorization Code' and contains the following text: 'Authorization codes are required when setting up a new eKEY.', 'Enter the following authorization code into your eKEY application.', the code '1166B - D2MPY', 'The authorization code had been sent to your email, please check your email.', and 'For help entering your authorization code, please click [here](#).' At the bottom of the page, there is a footer with copyright information: '© 2018 United Technologies Corporation. All rights reserved.', links for 'Privacy Policy - Website Terms & Conditions', and the version number 'SupraWEB 5.1.13.334'.

Supra

[ Log Out ]

SupraWEB  
Management Website

HOME LISTINGS REPORTS SETTINGS BILLING SUPPORT

QUICK LINKS

- › Update Code
- › Identify Keyholder
- › Authorization Code
- › Change PIN
- › eKEY Alerts
- › Add Keybox

**eKEY Authorization Code**

Authorization codes are required when setting up a new eKEY.

Enter the following authorization code into your eKEY application.

**1166B - D2MPY**

The authorization code had been sent to your email, please check your email.

For help entering your authorization code, please click [here](#).

© 2018 United Technologies Corporation. All rights reserved.  
Privacy Policy - Website Terms & Conditions  
SupraWEB 5.1.13.334

*\*code listed is invalid and is for training purposes only and is invalid*

I hope that this was helpful information for you. Please do not hesitate to contact our office if there is anything additional that I might be of assistance with. If needing help outside of regular business hours you may contact Supra directly at 877-699-6787.